

Swing Time-Keeping Exercise #1: The Voice

Grid: 1 + a 2 + a 3 + a 4 + a (broken sixteenth notes)

1-note combinations:

- 1 + a 2 + a 3 + a 4 + a
- 1 + a 2 + a 3 + a 4 + a
- 1 + a 2 + a 3 + a 4 + a
- 1 + a 2 + a 3 + a 4 + a

2-note combinations:

- 1 + a 2 + a 3 + a 4 + a
- 1 + a 2 + a 3 + a 4 + a
- 1 + a 2 + a 3 + a 4 + a
- 1 + a 2 + a 3 + a 4 + a
- 1 + a 2 + a 3 + a 4 + a
- 1 + a 2 + a 3 + a 4 + a

3-note combinations:

- 1 + a 2 + a 3 + a 4 + a
- 1 + a 2 + a 3 + a 4 + a
- 1 + a 2 + a 3 + a 4 + a
- 1 + a 2 + a 3 + a 4 + a

"Full" combination:

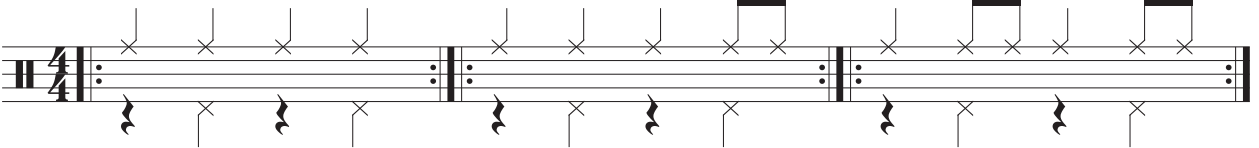
- 1 + a 2 + a 3 + a 4 + a

Swing Time-Keeping Exercise #1

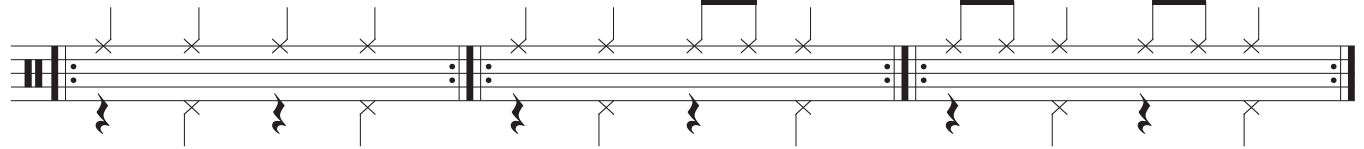
Carles Pereira

Ride patterns

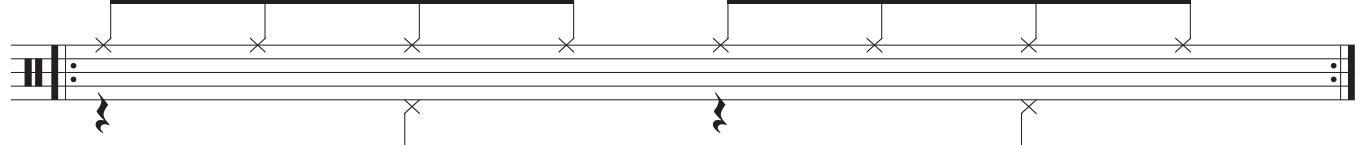
1. 2. 3.



4. 5. 6.



7.



The 'Ride patterns' section consists of seven numbered examples, each on a grand staff (treble and bass clefs). Pattern 1 is in 4/4 time and features a sequence of eighth notes on the treble staff with 'x' marks above them, and a corresponding bass staff with eighth notes and rests. Patterns 2 and 3 are also in 4/4 time and follow a similar structure but include some beamed eighth notes. Pattern 4 is in 3/4 time. Pattern 5 is in 4/4 time. Pattern 6 is in 4/4 time. Pattern 7 is in 4/4 time and features a long horizontal bar above the treble staff, indicating a sustained or continuous sound.

Permutations

A. B. C. D.



E. F. G. H. I. J.



K. L. M. N.



O.



The 'Permutations' section consists of 15 lettered examples (A through O) on a grand staff. Pattern A shows a quarter note followed by a quarter rest. Pattern B shows a quarter note followed by a dotted quarter note. Pattern C shows a quarter note followed by a quarter rest. Pattern D shows a quarter note followed by a quarter rest. Pattern E shows a quarter note followed by a quarter rest. Pattern F shows a quarter note followed by a quarter note. Pattern G shows a quarter note followed by a quarter note. Pattern H shows a quarter note followed by a quarter note. Pattern I shows a quarter note followed by a quarter note. Pattern J shows a quarter note followed by a quarter note. Pattern K shows a quarter note followed by a quarter note. Pattern L shows a quarter note followed by a quarter note. Pattern M shows a quarter note followed by a quarter note. Pattern N shows a quarter note followed by a quarter note. Pattern O shows a quarter note followed by a quarter note.